

APS-N20

Program Switch

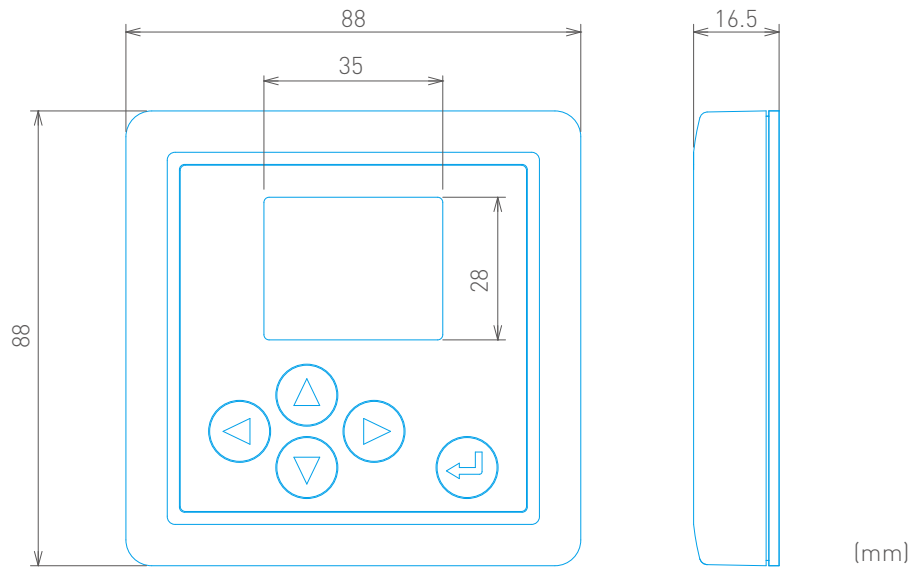
User-friendly advanced program switch for automatic sliding door



Features

1. Color LCD offers excellent visibility for switching the automatic door mode and changing the parameter set values.
2. Two types of access codes are programmable to provide different levels of pass to different users.
3. Installer can check information related to malfunctioning parts and operation history, which makes maintenance and troubleshooting easier.

Dimension



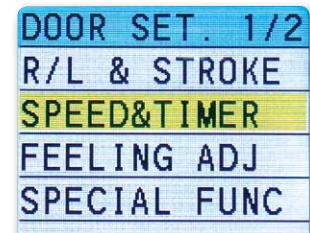
Operation Mode

Several modes of automatic door operation can be selected by the end-users; Auto, Night, One Way, and etc. Furthermore, the position of the door opening can be configured at two levels: Full Open and Partial Open.



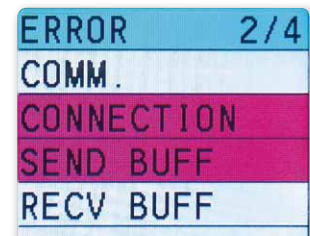
Parameter Change

This function allows the installer to change parameters such as Door Opening/Closing Speed and Hold Open Time.



Error and Operation History

These functions allow the installer to check information such as malfunctioning parts in case of error and operation history such as opening and closing cycles.



Nabtesco Corporation

Accessibility Innovations Company

Address : JA Kyosai Bldg., 7-9,
Hirakawacho 2-chome,
Chiyoda-ku, Tokyo,
102-0093, Japan

Phone : +81(0)3-5213-1157
Fax : +81(0)3-5213-1173

<http://nabco.nabtesco.com/en/>



ISO9001 / ISO14001 Certified



For further details, contact: