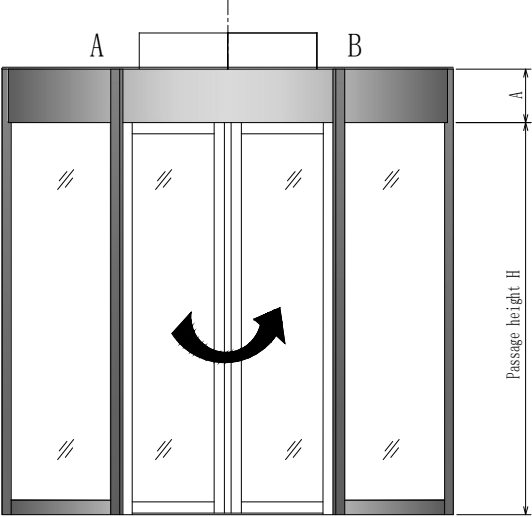


3x2.5mm² (220V, 50HZ+PE, 16A) power cable should be prepared unseenly at the center point A or B for 5 meters.

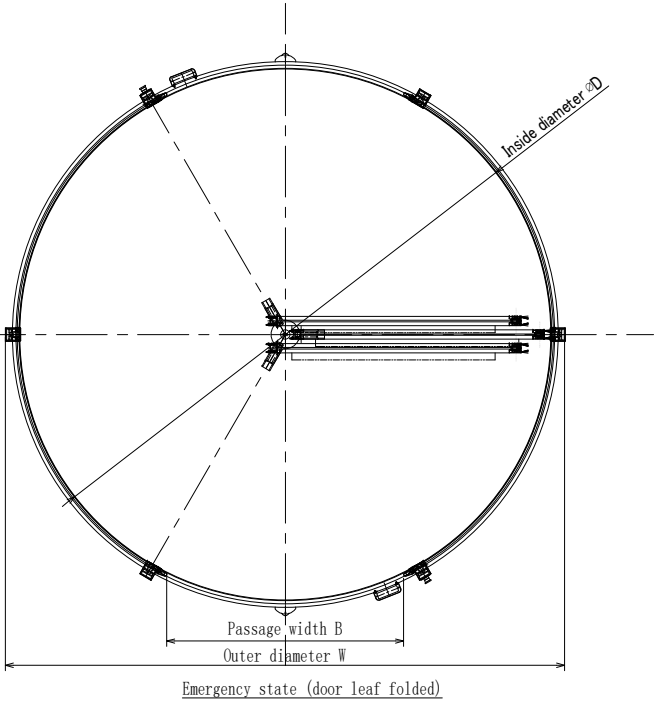
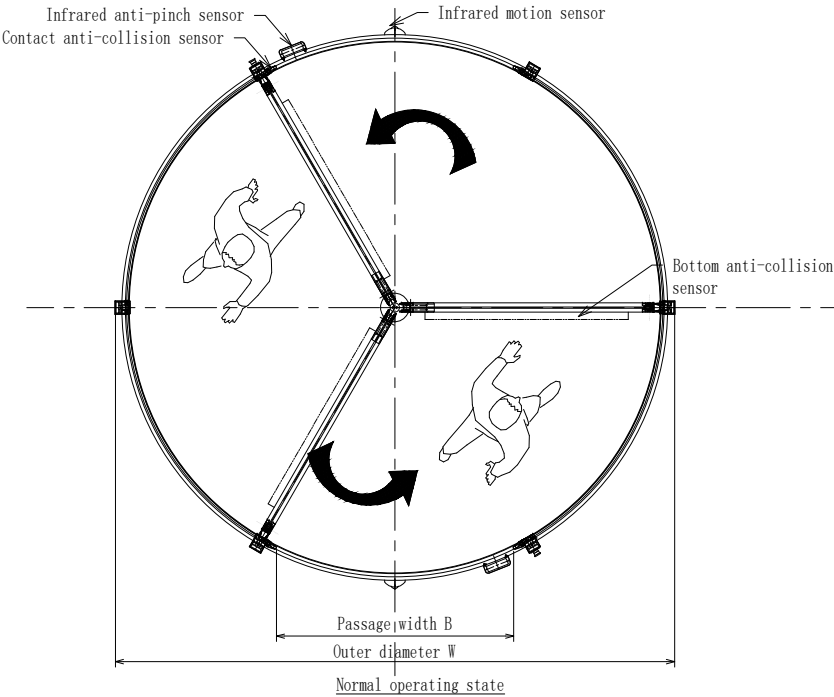


Standard dimensions

D	W (Stainless surface)	W (Painting)	B	A	H
1800	1961	1957	742	300~600	2200~3000
2000	2161	2157	842		
2200	2361	2357	942		
2400	2561	2557	1042		
2600	2761	2757	1142		
2800	2961	2957	1242		
3000	3161	3157	1342		
3200	3361	3357	1442		
3400	3561	3557	1542		
3600	3761	3757	1642		



ELEVATION



NAME

CS2A-W 2-wings column revolving door