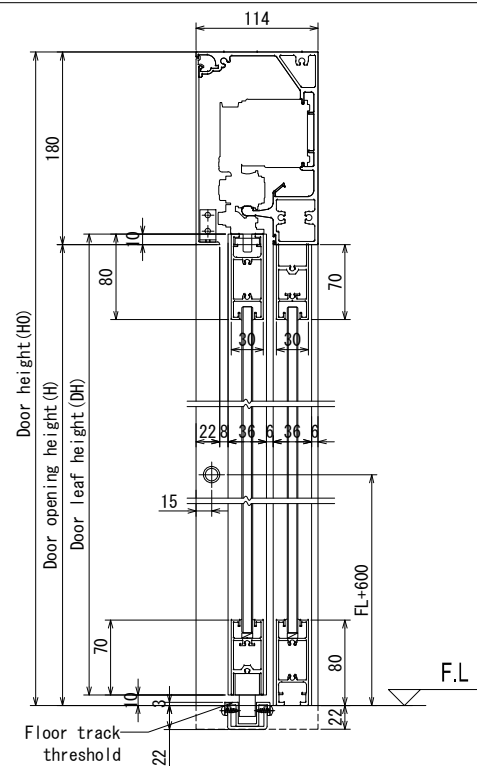
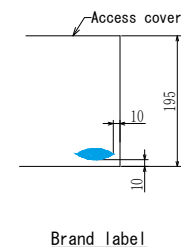


B--B Horizontal Section
1:5

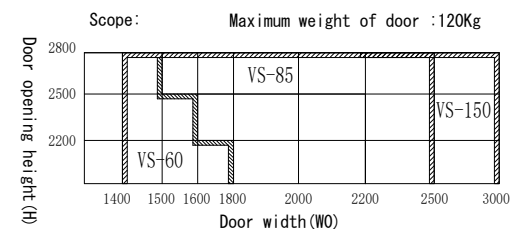


A-A Vertical section
1:5



Specification

Item	Standard	Option
Door material	Aluminum	-
Glass	Tempered glass	Laminated glass
Glass thickness	10mm/12mm	≤12mm
Active sensor	-	Option
Safety beam	-	NP-01/NP-80
Electric lock	-	SKD-C/PL-T10U
Floor Lock	-	NDL-12
Program switch	-	Option
Floor track threshold	Exist	Bottom guide
Transom	-	Exist



Remark: The range is only base on 10mm glass. Calculation is necessary for other glass thicknesses.

NAME	NLC
	Left hand slide door